

ACI 241R-17

Report on Application of Nanotechnology and Nanomaterials in Concrete

Reported by ACI Committees 236 and 241



American Concrete Institute
Always advancing



Report on Application of Nanotechnology and Nanomaterials in Concrete

Copyright by the American Concrete Institute, Farmington Hills, MI. All rights reserved. This material may not be reproduced or copied, in whole or part, in any printed, mechanical, electronic, film, or other distribution and storage media, without the written consent of ACI.

The technical committees responsible for ACI committee reports and standards strive to avoid ambiguities, omissions, and errors in these documents. In spite of these efforts, the users of ACI documents occasionally find information or requirements that may be subject to more than one interpretation or may be incomplete or incorrect. Users who have suggestions for the improvement of ACI documents are requested to contact ACI via the errata website at <http://concrete.org/Publications/DocumentErrata.aspx>. Proper use of this document includes periodically checking for errata for the most up-to-date revisions.

ACI committee documents are intended for the use of individuals who are competent to evaluate the significance and limitations of its content and recommendations and who will accept responsibility for the application of the material it contains. Individuals who use this publication in any way assume all risk and accept total responsibility for the application and use of this information.

All information in this publication is provided “as is” without warranty of any kind, either express or implied, including but not limited to, the implied warranties of merchantability, fitness for a particular purpose or non-infringement.

ACI and its members disclaim liability for damages of any kind, including any special, indirect, incidental, or consequential damages, including without limitation, lost revenues or lost profits, which may result from the use of this publication.

It is the responsibility of the user of this document to establish health and safety practices appropriate to the specific circumstances involved with its use. ACI does not make any representations with regard to health and safety issues and the use of this document. The user must determine the applicability of all regulatory limitations before applying the document and must comply with all applicable laws and regulations, including but not limited to, United States Occupational Safety and Health Administration (OSHA) health and safety standards.

Participation by governmental representatives in the work of the American Concrete Institute and in the development of Institute standards does not constitute governmental endorsement of ACI or the standards that it develops.

Order information: ACI documents are available in print, by download, on CD-ROM, through electronic subscription, or reprint and may be obtained by contacting ACI.

Most ACI standards and committee reports are gathered together in the annually revised ACI Manual of Concrete Practice (MCP).

American Concrete Institute
38800 Country Club Drive
Farmington Hills, MI 48331
Phone: +1.248.848.3700
Fax: +1.248.848.3701

www.concrete.org

Report on Application of Nanotechnology and Nanomaterials in Concrete

Reported by ACI Committees 236 and 241

ACI Committee 241

Konstantin Sobolev, Chair

Mahmoud M. Reda Taha, Secretary

Aali R. Alizadeh
Muhammed P. A. Basheer
Jon S. Belkowitz
Haroldo de Mayo Bernardes
Jeremy Betts
Paul W. Brown
Samir E. Chidiac
Vyatcheslav R. Falikman
Liberato Ferrara
Ismael Flores-Vivian
Brian H. Green

William S. Hart
Aulis Kappi
Shiho Kawashima
Maria S. Konsta-Gdoutos
Konstantin Kovler
Kimberly E. Kurtis
David A. Lange
Berengere Lebental
Samuel J. Lines
Viktor Mechtcherine
Anol Kanti Mukhopadhyay

Jose F. Munoz
Scott Muzenski
Moncef L. Nehdi
Narayanan Neithalath
Kamran M. Nemati
Jan Olek
H. Celik Ozyildirim
Alva Peled
Amirpasha Peyvandi
Amal Puthur-Jayapalan
Laila Raki

Todd S. Rushing
Aly Said
Florence Sanchez
Surendra P. Shah
Lin Shen
Mohammed Sonebi
Dietmar Stephan
Valeria Strokova
Peter Stynoski
Zhihui Sun
Jussara Tanesi

Kejin Wang
Kay Wille
Brett Anthony Williams
Erik E. Wotring
Ardavan Yazdanbakhsh
Min-Hong Zhang
Igor Zernovskiy
Consulting Member
Mohamadreza Moini

Committee 236

The following voting members from Committee 236 drafted and voted on the initial report.

Maria G. Juenger, Chair
Zachary C. Grasley*,
Secretary

Voting Members
Emmanuel K. Attiogbe
Muhammed P. A. Basheer*
Jeremy Betts*
Joseph J. Biernacki
Andrew J. Boyd
Paul W. Brown*
Van K. Bui
Jeffrey W. Bullard
Frederic Chapdelaine
Samir E. Chidiac*
Peter A. Claisse*
Neil J. Crockett
Matthew D. D'Ambrosia
Christopher C. Ferraro
Mette Geiker
R. Doug Hooton

Jason H. Ideker
O. Burkan Isgor
Ara A. Jeknavorian
Aulis Kappi*
Kamal H. Khayat
Eric P. Koehler
Konstantin Kovler*
Kimberly E. Kurtis*
David A. Lange*
Tyler Ley
Jacques Marchand
Benjamin J. Mohr
Paramita Mondal*
Anol Kanti Mukhopadhyay*
Moncef L. Nehdi*
Narayanan Neithalath*
Kamran M. Nemati*
Michelle R. Nokken
Jan Olek*
Sulapha Peethamparan*
Vincent Picandet

Aleksandra Radlinska
Laila Raki*
Prasad R. Rangaraju*
Mahmoud M. Reda Taha*
Kyle Austin Riding
David A. Rothstein
Della M. Roy
Aly Said*
Florence Sanchez*
Gaurav N. Sant*
Yixin Shao
Caijun Shi
Kenneth Snyder
Konstantin Sobolev†
Mohammed Sonebi*
Jussara Tanesi*
Peter C. Taylor*
Michael D. A. Thomas
David Trejo
Wilasa Vichit-Vadakan
Kejin Wang*

Zhaozhou Zhang
Subcommittee Members
Aali Alizadeh*
Mohamed Bassuoni*
Jon Belkowitz*
Haroldo de Mayo Bernardes*
Chul-Woo Chung*
Deborah D. L. Chung*
Vyatcheslav Falikman*
Liberato Ferrara*
Ismael Flores-Vivian*
Nishant Garg*
Brian Green*
William S. Hart*
Payam Hosseini*
Maria S. Konsta*
Berengere Lebental*
Samuel Lines*
Viktor Mechtcherine*
Jose Munoz*

H Celik Ozyildirim*
Bekir Pekmezci*
Alva Peled*
Amal Puthur-Jayapalan*
Todd S. Rushing*
Joan Schoepfer*
Surendra P. Shah*
Lin Shen*
Caijun Shi*
Valeria Strokova*
Peter Stynoski*
Zhihui Sun*
Jacqueline N. Villa Prenger*
Brett Williams*
Min-Hong Zhang*
Igor Zernovskiy*
Consulting Members
Barbara Lothenbach
Weiping Ma
Frank Winnefeld

*Members of 236D subcommittee who drafted this report.

†Chair of 236D subcommittee who drafted this report.

Members of Committees 236 and 241 thank J. Beaudoin, M. Rahman, J. Kim, L. Brown, C. Gay, and T. Sato for their contributions to this report.

ACI Committee Reports, Guides, and Commentaries are intended for guidance in planning, designing, executing, and inspecting construction. This document is intended for the use of individuals who are competent to evaluate the significance and limitations of its content and recommendations and who will accept responsibility for the application of the material it contains. The American Concrete Institute disclaims any and all responsibility for the stated principles. The Institute shall not be liable for any loss or damage arising therefrom.

Reference to this document shall not be made in contract documents. If items found in this document are desired by the Architect/Engineer to be a part of the contract documents, they shall be restated in mandatory language for incorporation by the Architect/Engineer.

ACI 241R-17 was adopted and published January 2017.

Copyright © 2017, American Concrete Institute.

All rights reserved including rights of reproduction and use in any form or by any means, including the making of copies by any photo process, or by electronic or mechanical device, printed, written, or oral, or recording for sound or visual reproduction or for use in any knowledge or retrieval system or device, unless permission in writing is obtained from the copyright proprietors.

This report presents information on nanotechnology of concrete, including recent developments related to investigation of nanostructure and nanodesign of cement-based materials, the effects of nanoparticles, field applications, and health and environmental safety concerns related to the use of nanomaterials.

Keywords: biomimicry; carbon nanofibers; carbon nanotubes; nanobinder; nanoclay; nanoindentation; nanoparticles; nanosilica; nanotechnology; nanotitanium dioxide; superhydrophobic concrete.

CONTENTS

CHAPTER 1—INTRODUCTION AND SCOPE, p. 2

- 1.1—Introduction, p. 2
- 1.2—Scope, p. 3

CHAPTER 2—NOTATION AND DEFINITIONS, p. 3

- 2.1—Notation, p. 3
- 2.2—Definitions, p. 4

CHAPTER 3—INVESTIGATION AND MODELING OF NANOSTRUCTURE AND HYDRATION MECHANISMS, p. 5

- 3.1—Investigation of nanostructure, p. 5
- 3.2—Nanocharacterization, p. 7
- 3.3—Modeling of cementitious nanostructures, p. 10

CHAPTER 4—NANOASSEMBLY AND BIOMIMETICS IN CEMENT-BASED MATERIAL, p. 10

- 4.1—Nanoparticles in polymer/cement matrix, p. 11
- 4.2—Advanced fibers, p. 11
- 4.3—Superhydrophobic concrete, p. 11

CHAPTER 5—NANOSIZED AND NANOSTRUCTURED MATERIALS IN CEMENT AND CONCRETE, p. 13

- 5.1—Application of nanoparticles, p. 13
- 5.2—Application of carbon nanotubes/nanofibers, p. 19
- 5.3—Synthesis of CNTs/CNFs on cement and cementitious material particles, p. 21
- 5.4—Nanocomposites, p. 21

CHAPTER 6—NANOMATERIALS IN CONCRETE: FIELD APPLICATIONS, p. 22

CHAPTER 7—ENVIRONMENTAL EFFECTS AND SAFETY OF NANOMATERIALS USED IN CONCRETE, p. 24

- 7.1—Nanoparticles and health effects, p. 24
- 7.2—Effects on environment, p. 24
- 7.3—Risk assessment, p. 25

CHAPTER 8—REFERENCES, p. 25

- Authored documents, p. 25

CHAPTER 1—INTRODUCTION AND SCOPE

1.1—Introduction

Nanotechnology is a multidisciplinary field of science and engineering focused on understanding and controlling matter at dimensions between 1 and 100 nanometers, where unique phenomena enable novel applications.

Nanotechnology was first introduced by Feynman (1960) and is rapidly becoming an interdisciplinary field; many developments have emerged in physics, chemistry, biology, and engineering in the study of various materials or substances at the nanoscale.

There are two main approaches in nanotechnology: 1) the top-down approach, in which larger structures are reduced in size to the nanoscale while maintaining their original properties without atomic-level control (for example, miniaturization in the domain of electronics), or deconstructed from larger structures into smaller, composite parts (top part of Fig. 1.1a); and 2) the bottom-up approach, also called molecular nanotechnology or molecular manufacturing, introduced by Drexler et al. (1991), in which materials are engineered from atoms, or molecular components, through a process of assembly or self-assembly (bottom part of Fig. 1.1a). While most contemporary technologies, including concrete, rely on the top-down approach, molecular nanotechnology holds great promise for advancement in materials and manufacturing, electronics, medicine and healthcare, energy, biotechnology, information technology, and national security.

Nanoscience and nanoengineering are commonly-used terms that describe nanotechnology applications in concrete (Sobolev and Ferrada-Gutiérrez 2005a; Scrivener and Kirkpatrick 2008; Scrivener 2009; Raki et al. 2009; Garboczi 2009). To date, nanotechnology applications and advances in the fields of construction and building materials have been inconsistent (Bartos 2009; Sanchez and Sobolev 2010; Sobolev and Sanchez 2012). Implementing nanotechnology into concrete on a commercial scale remains limited. Some research developments, however, have been successfully converted into marketable products. The main advances have been in nanoscience of cementitious and pozzolanic materials, providing an increase in the knowledge and understanding of basic phenomena in cement at the nanoscale (Scrivener and Kirkpatrick 2008; Scrivener 2009). Examples include structure and mechanical properties of the main hydrate phases, origins of cement cohesion, cement hydration, interfaces in concrete, and mechanisms of degradation. Recent innovations in instrumentation for observing and measuring at the nanoscale are providing a wealth of new and unprecedented information about concrete. This information is crucial for a better understanding of mechanisms and factors influencing performance requirements, as well as predicting the service life of concrete and providing new insights for improvement. Important summaries and compilations of nanotechnology in construction can be found in Sobolev and Ferrada-Gutiérrez (2005a), Bartos et al. (2006), de Miguel et al. (2006), Scrivener and Kirkpatrick (2008), Sobolev and Shah (2008), Sobolev et al. (2008b), Sanchez

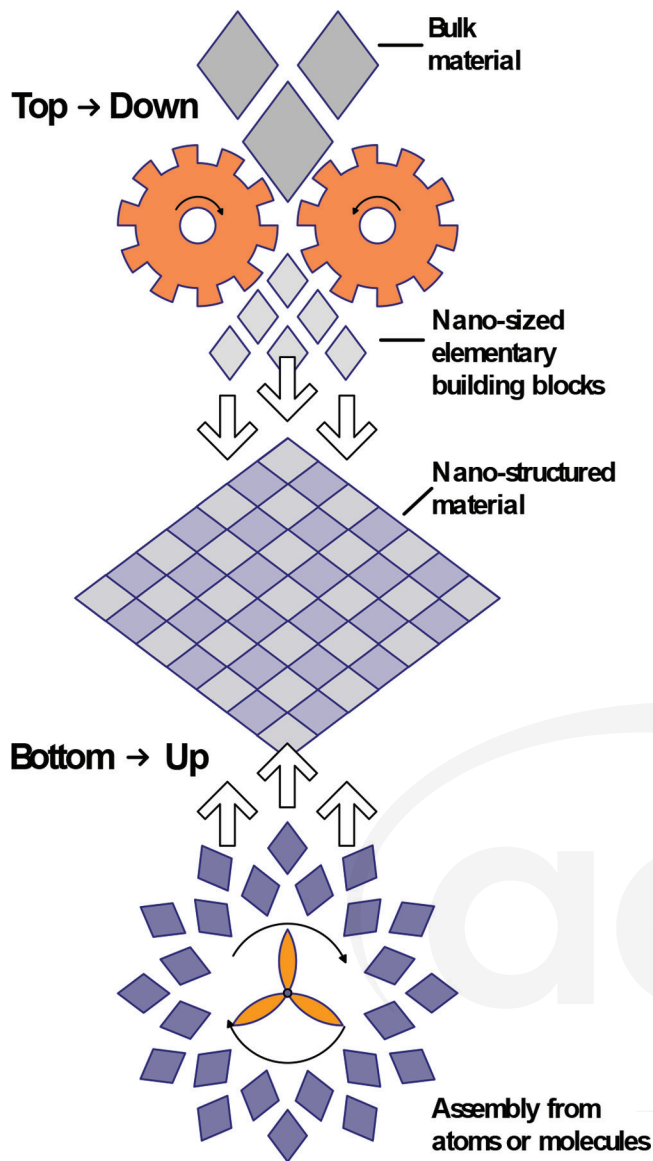


Fig. 1.1a—Illustration of the top-down and bottom-up approaches in nanotechnology (Sobolev and Ferrada-Gutiérrez 2005a).

and Sobolev (2010), Sobolev and Sanchez (2012), and Birgisson et al. (2012).

Concrete, the most ubiquitous construction material, is a “nanostructured, multiphase, porous composite material, composed of amorphous phases, nanometer- to micrometer-size crystals, and bound and free water” (Sanchez and Sobolev 2010). The properties of concrete exist at multiple length scales, nano to micro to macro (Fig. 1.1b). The properties of each scale derive from those of the next-smaller scale (Jennings et al. 2008; Sanchez et al. 2009). The amorphous phase, calcium-silicate-hydrate (C-S-H), is the phase that holds concrete together (Chong and Garboczi 2002), and is itself a nanostructured material (Fig. 1.1c).

Viewed from the bottom-up, concrete at the nanoscale is a composite of molecular assemblages, surfaces such as aggregates and fibers, and chemical bonds that interact through local chemical reactions, intermolecular forces,

and intra-phase diffusion. Properties characterizing this scale include surface properties and chemical bond properties such as type, length, strength/energy, and density. Structures of the amorphous and crystalline phases and the interphase boundaries originate from this scale. Properties and processes at the nanoscale define interactions that occur between particles and phases at the microscale, the effects of working loads, and the surrounding environment at the macroscale. Processes occurring at the nanoscale ultimately affect the engineering properties and performance of the bulk material (Garboczi and Bentz 1996, 1998; Xi et al. 2000; Jennings et al. 2008; Scrivener and Kirkpatrick 2008; Sanchez et al. 2009).

1.2—Scope

This report provides information for those involved in concrete design and construction so they are familiar with the factors involved in the effective use of nanomaterials and nanotechnology. This document is not intended as a primary reference source for researchers. Rather, it is aimed at engineers and architects who wish to gain further understanding of the effects of nanomaterials and nanoadditives being used or proposed for application in concrete.

Application of available technology is demonstrated for a range of nanoconcrete structures to show that technological risks are at a known and acceptable level and high industry standards maintained. An overview reports on the main developments in the fields of nanotechnology and nanoscience that are related to concrete, along with their implications and key findings. Factors affecting performance of fresh and hardened concrete are discussed to enable those involved in the evaluation and formulation of concrete mixtures to determine the effects of these factors.

The potential of nanotechnology to improve concrete performance can lead to the development of novel, sustainable, advanced cement-based composites with unique mechanical, thermal, and electrical properties. New developments have already taken place in nanoengineering and nanomodification of concrete. Current challenges, including proper dispersion, compatibility of the nanomaterials in cement, processing, manufacturing, safety, handling issues, and cost all need to be solved before the complete potential of nanotechnology can be realized in concrete applications. Additionally, introduction of these novel materials into the construction practice requires an evaluation and understanding of their potential impact on the environment and human health.

CHAPTER 2—NOTATION AND DEFINITIONS

2.1—Notation

A	= aluminum oxide (Al_2O_3)
A_i	= area of indentation impression, μm^2
C	= calcium oxide (CaO)
CaCO_3	= calcium carbonate
CH	= calcium hydroxide
C/S	= the molar or mass ratio of calcium oxide (CaO) to silicon dioxide (SiO_2)
C-S-H	= amorphous calcium silicate hydrate phase





Fig. 1.1b—The multiple length scales related to concrete technology (Sobolev 2016).



Crystallized C-S-H
2 x 2 μm²

Atomic resolution
20 x 20 nm²

Fig. 1.1c—Nanoscale structure of C-S-H crystallized on calcite substrate as revealed by atomic force microscope (AFM) (Sobolev and Ferrada-Gutiérrez 2005a).

- C₃A = tricalcium aluminate
- C₃S = tricalcium silicate, alite
- E = Young’s modulus, GPa
- E’ = storage modulus, GPa
- E_i = Young’s elastic modulus of the indenter, GPa (for diamond, E_i = 1141 GPa)
- E_r = reduced modulus of concrete, GPa
- F = iron oxide or ferric oxide (Fe₂O₃)
- H = concrete hardness, Pa
- h_a = displacement of surface at perimeter, nm
- h_e = elastic impression depth, nm
- h_p = contact indentation depth, nm

- h_r = residual impression depth, nm
- h_t = total impression depth, nm
- k = stiffness of probe cantilever (k = 3EI/L³), N/m
- k* = contact stiffness, N/m
- MgAl₂O₄ = magnesium aluminum oxide
- m% = percent by mass
- NO_x = nitrogen oxide
- P = load, N
- P_t = maximum indentation load, mN
- S = silica dioxide (SiO₂)
- S_c = contact stiffness or compliance
- tanδ = internal friction
- TiO₂ = titanium dioxide
- vol% = percent by volume
- ZnFe₂O₄ = zinc iron oxide
- β = coefficient for Berkovich indenter (= 1.034)
- β-C₂S = β-dicalcium silicate, belite
- λ* = eigenvalue
- Θ = contact angle, degrees
- v_c = Poisson’s ratio of concrete
- v_i = Poisson’s ratio of indenter

2.2—Definitions

ACI provides a comprehensive list of definitions through an online resource, “ACI Concrete Terminology” (https://www.concrete.org/portals/0/files/pdf/ACI_Concrete_Terminology.pdf). Definitions provided herein complement that resource.